



## **TOWN OF JAY FALL 2024 COMMUNITY SURVEY REPORT**

December 18, 2024

The following slides present the results of the objective and demographic questions of the Town of Jay Comprehensive Plan Update Community Survey, held from October 17 to December 5, 2024.

The survey included 16 objective questions, 14 questions for narrative responses and 6 demographic questions.

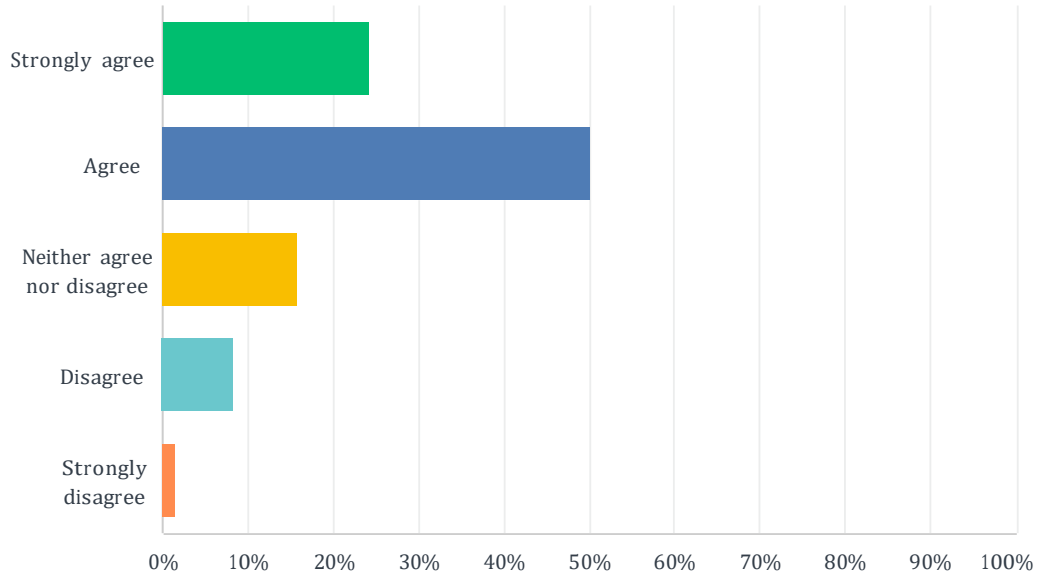
We received almost 3,000 individual responses to narrative questions and almost 100 “other” responses to demographic questions Q31, Q33 and Q34. These responses are not included here and will be the subject of further analysis and future reports.

The Town of Jay Comprehensive Plan Special Board thanks all who participated in this survey.

*This project was funded in part by a grant from the New York State Department of Environmental Conservation.*

## Q1 I am satisfied with my life in the Town of Jay.

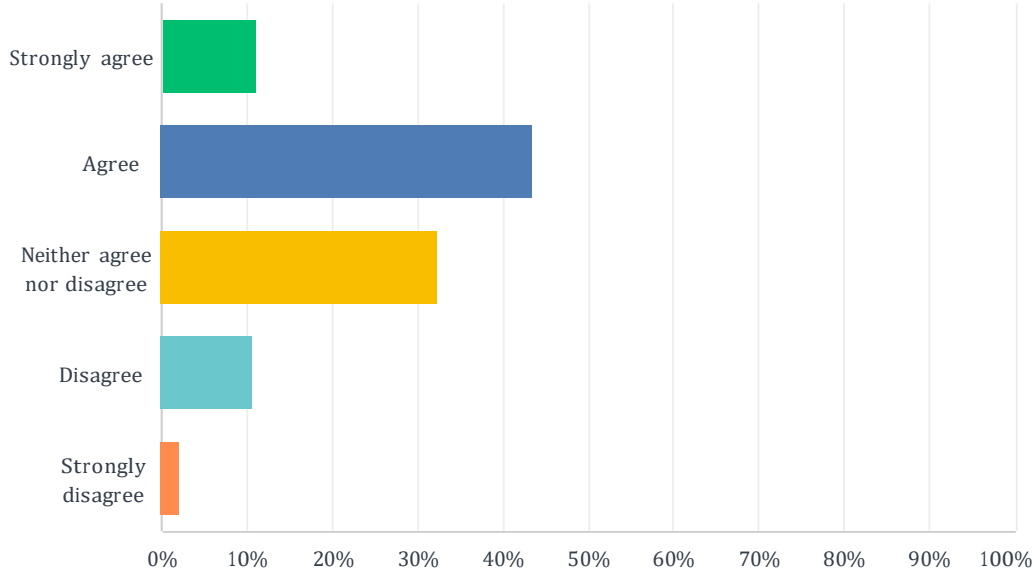
Answered: 429 Skipped: 1



ANSWER CHOICES	RESPONSES	
Strongly agree	24.24%	104
Agree	50.12%	215
Neither agree nor disagree	15.85%	68
Disagree	8.39%	36
Strongly disagree	1.40%	6
<b>TOTAL</b>		<b>429</b>

## Q2 The services offered in the Town of Jay contribute to my well-being.

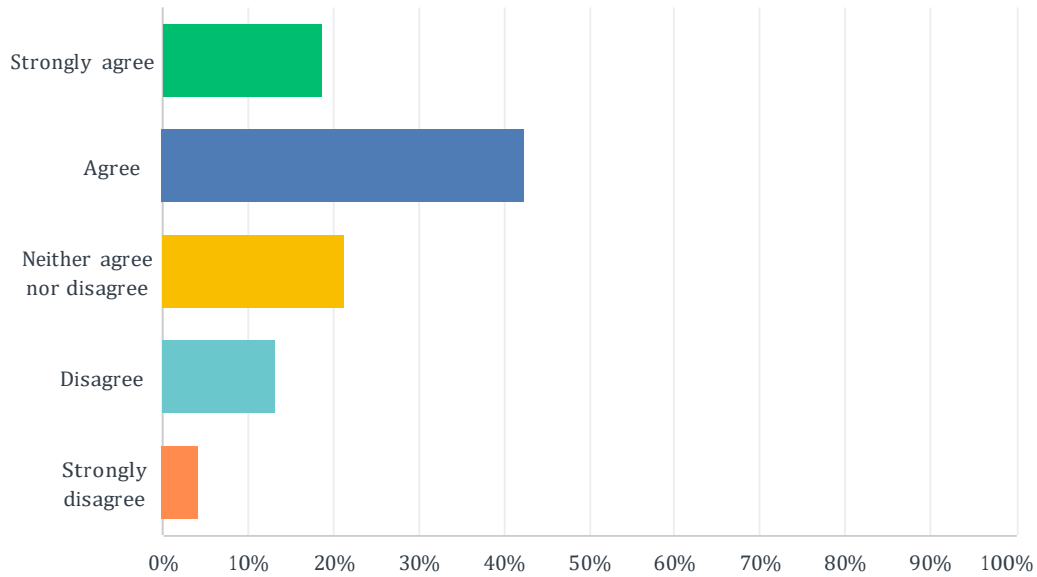
Answered: 429 Skipped: 1



ANSWER CHOICES	RESPONSES	
Strongly agree	11.19%	48
Agree	43.59%	187
Neither agree nor disagree	32.40%	139
Disagree	10.72%	46
Strongly disagree	2.10%	9
<b>TOTAL</b>		<b>429</b>

## Q5 I am able to maintain my lifestyle through my sources of income.

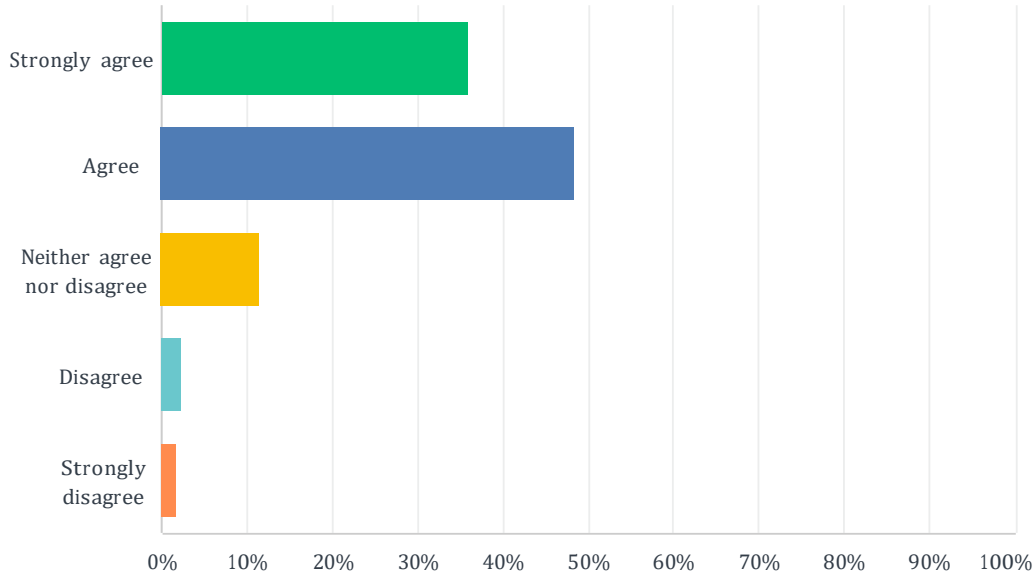
Answered: 394 Skipped: 36



ANSWER CHOICES	RESPONSES	
Strongly agree	18.78%	74
Agree	42.39%	167
Neither agree nor disagree	21.32%	84
Disagree	13.20%	52
Strongly disagree	4.31%	17
<b>TOTAL</b>		<b>394</b>

## Q6 Growing the Town of Jay's businesses and work opportunities is important to me.

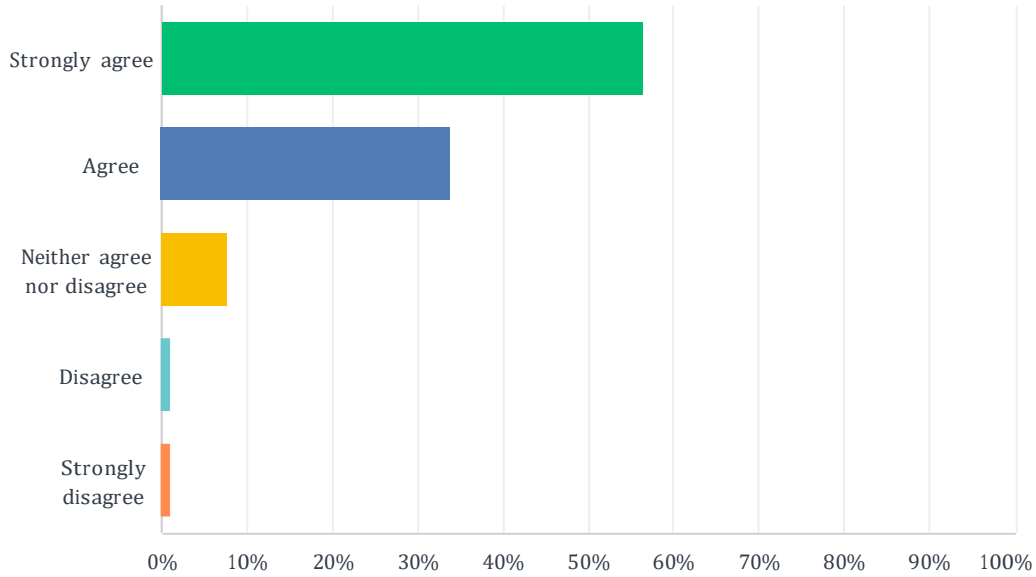
Answered: 397 Skipped: 33



ANSWER CHOICES	RESPONSES	
Strongly agree	36.02%	143
Agree	48.36%	192
Neither agree nor disagree	11.59%	46
Disagree	2.27%	9
Strongly disagree	1.76%	7
<b>TOTAL</b>		<b>397</b>

## Q9 The availability of parks and open spaces in the Town of Jay is important to me.

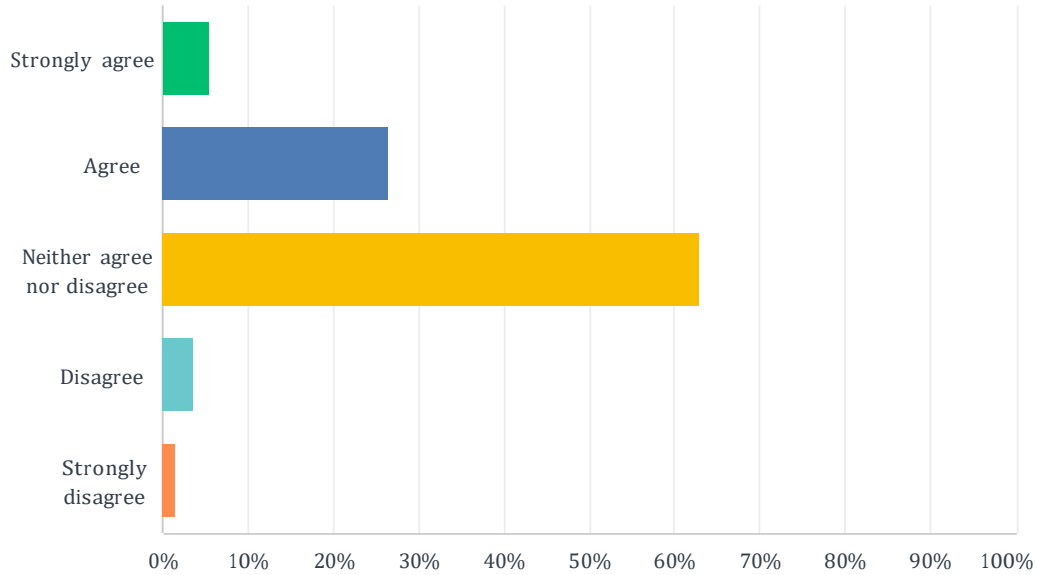
Answered: 390 Skipped: 40



ANSWER CHOICES	RESPONSES	
Strongly agree	56.41%	220
Agree	33.85%	132
Neither agree nor disagree	7.69%	30
Disagree	1.03%	4
Strongly disagree	1.03%	4
<b>TOTAL</b>		<b>390</b>

## Q11 I am able to access government social services when I need them.

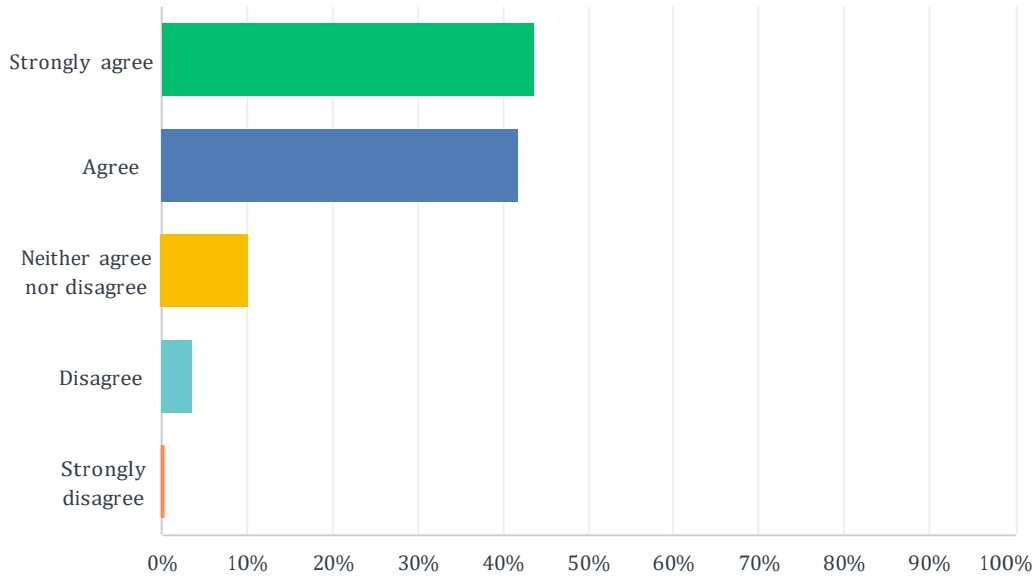
Answered: 383 Skipped: 47



ANSWER CHOICES	RESPONSES	
Strongly agree	5.48%	21
Agree	26.37%	101
Neither agree nor disagree	62.92%	241
Disagree	3.66%	14
Strongly disagree	1.57%	6
<b>TOTAL</b>		<b>383</b>

## Q13 The Town of Jay and its citizens should have an active role in reviewing proposals to develop commercial, agricultural, and residential property.

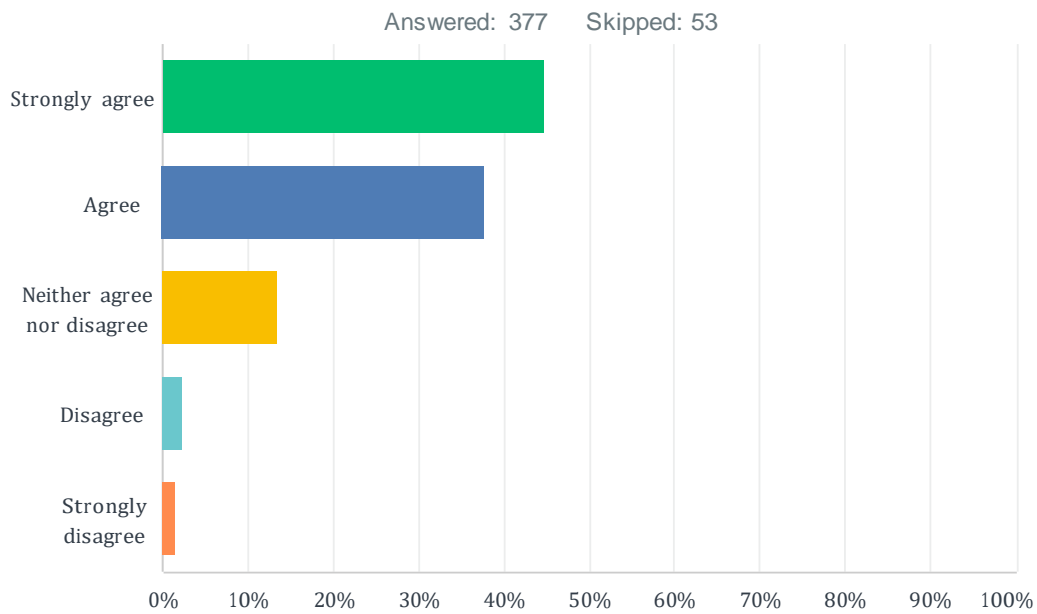
Answered: 382 Skipped: 48



ANSWER CHOICES	RESPONSES	
Strongly agree	43.72%	167
Agree	41.88%	160
Neither agree nor disagree	10.21%	39
Disagree	3.66%	14
Strongly disagree	0.52%	2
<b>TOTAL</b>		<b>382</b>

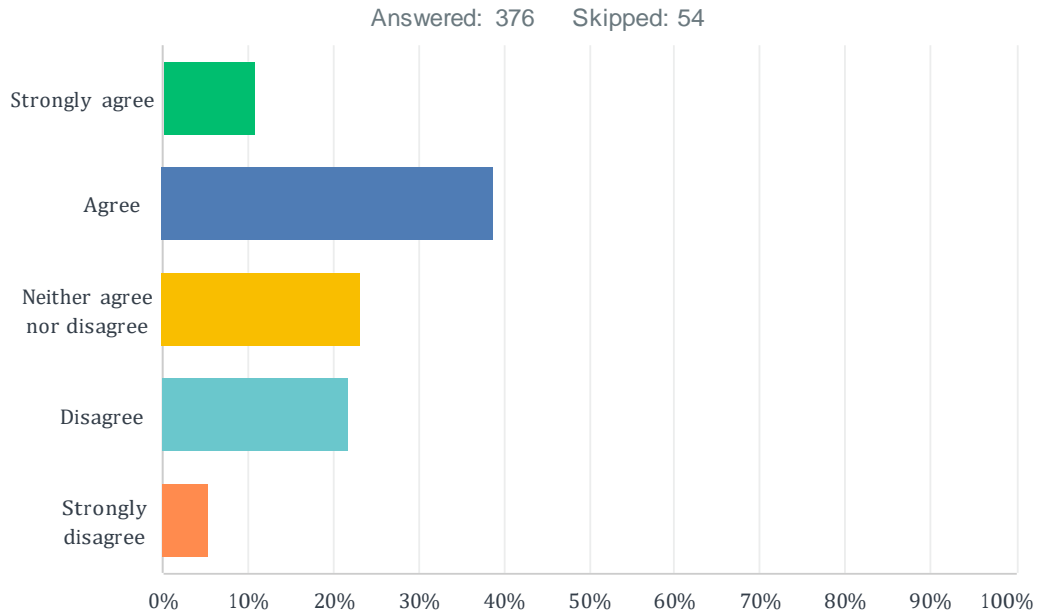


## Q15 The availability of affordable quality housing in the Town of Jay is important to me.



ANSWER CHOICES	RESPONSES	
Strongly agree	44.83%	169
Agree	37.67%	142
Neither agree nor disagree	13.53%	51
Disagree	2.39%	9
Strongly disagree	1.59%	6
<b>TOTAL</b>		<b>377</b>

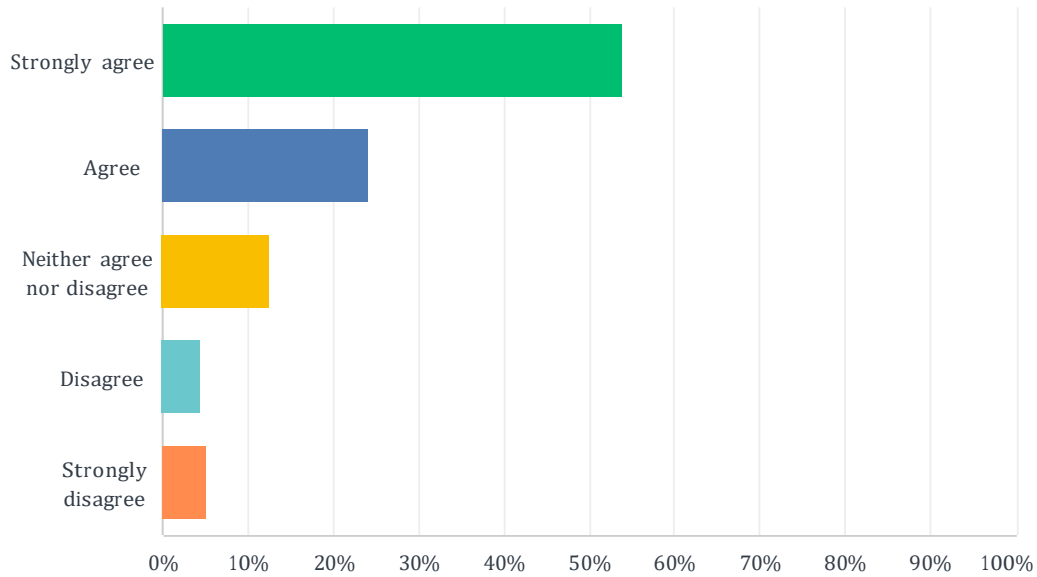
### Q17 I am satisfied with the availability and quality of local infrastructure in the Town of Jay (roads, water, sewage, refuse collection and recycling, flood protection).



ANSWER CHOICES	RESPONSES	
Strongly agree	10.90%	41
Agree	38.83%	146
Neither agree nor disagree	23.14%	87
Disagree	21.81%	82
Strongly disagree	5.32%	20
<b>TOTAL</b>		<b>376</b>

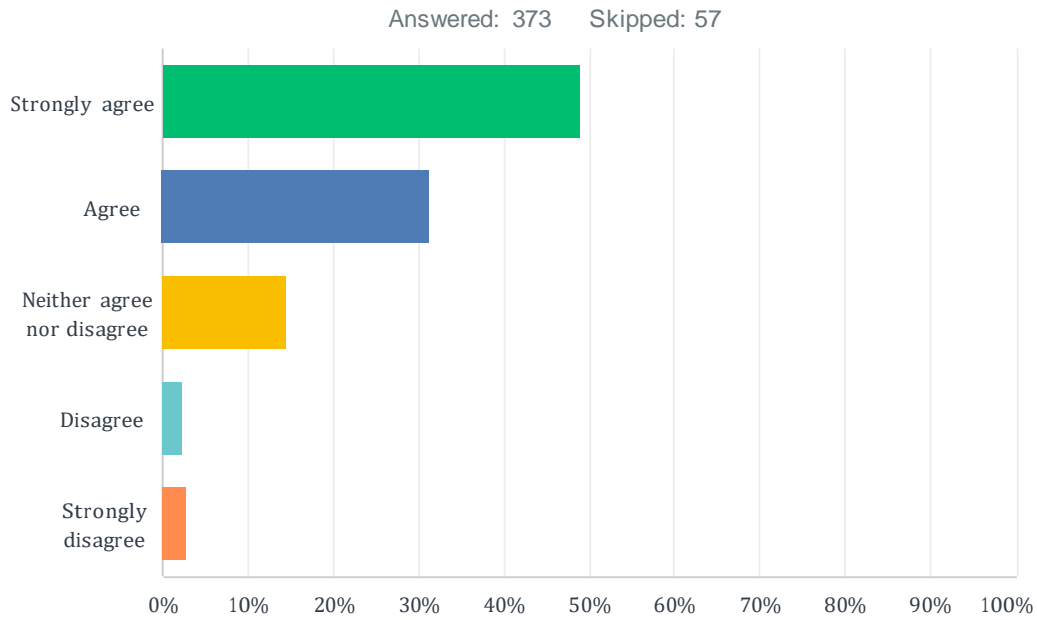
## Q18 I am concerned about climate change.

Answered: 375 Skipped: 55



ANSWER CHOICES	RESPONSES	
Strongly agree	53.87%	202
Agree	24.00%	90
Neither agree nor disagree	12.53%	47
Disagree	4.53%	17
Strongly disagree	5.07%	19
<b>TOTAL</b>		<b>375</b>

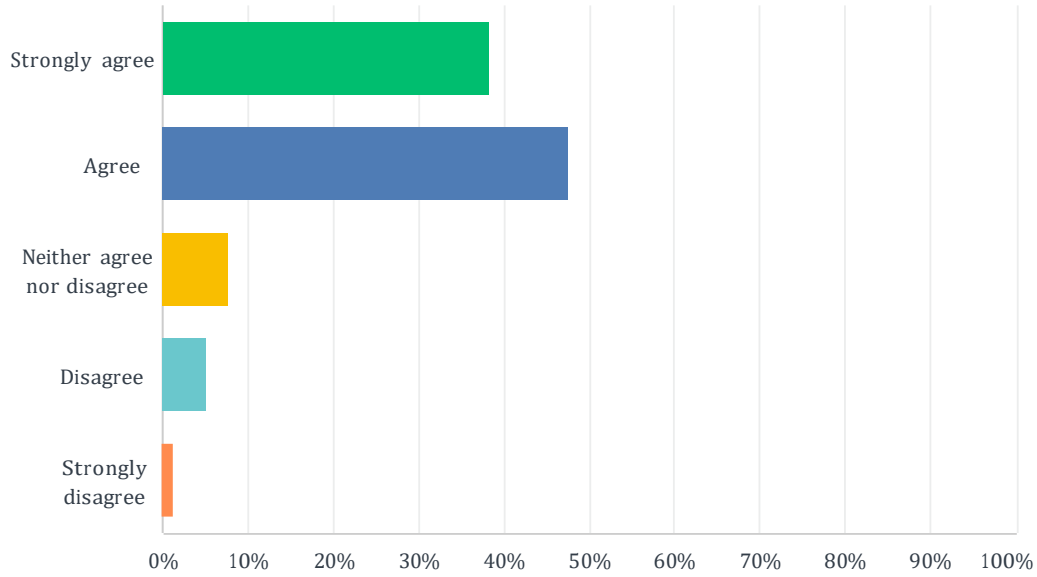
## Q19 Investing in conservation and renewable energy is important to me.



ANSWER CHOICES	RESPONSES	
Strongly agree	49.06%	183
Agree	31.37%	117
Neither agree nor disagree	14.48%	54
Disagree	2.41%	9
Strongly disagree	2.68%	10
<b>TOTAL</b>		<b>373</b>

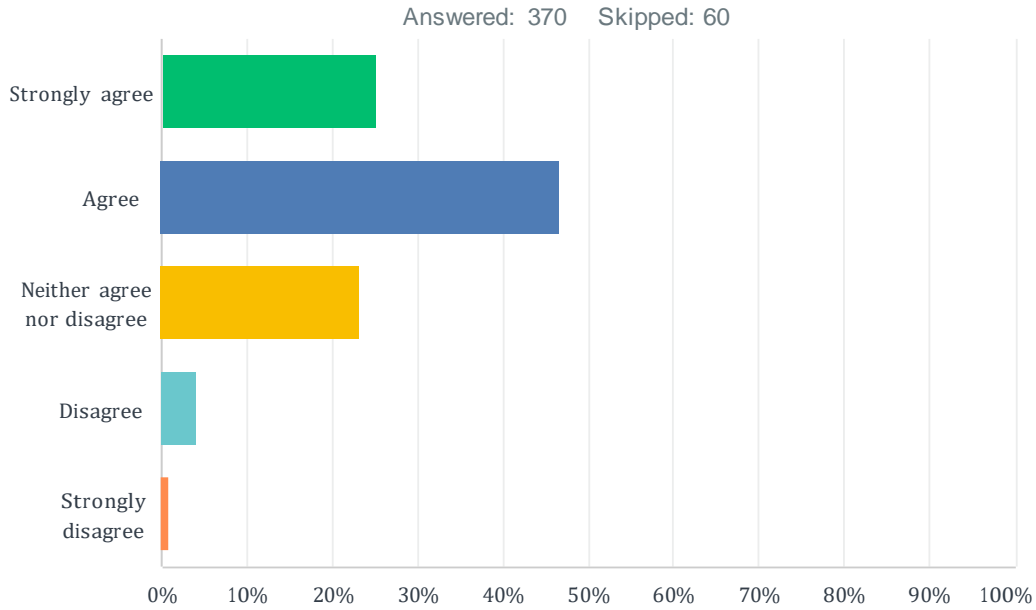
## Q21 I feel safe in the Town of Jay.

Answered: 373 Skipped: 57



ANSWER CHOICES	RESPONSES	
Strongly agree	38.34%	143
Agree	47.45%	177
Neither agree nor disagree	7.77%	29
Disagree	5.09%	19
Strongly disagree	1.34%	5
<b>TOTAL</b>		<b>373</b>

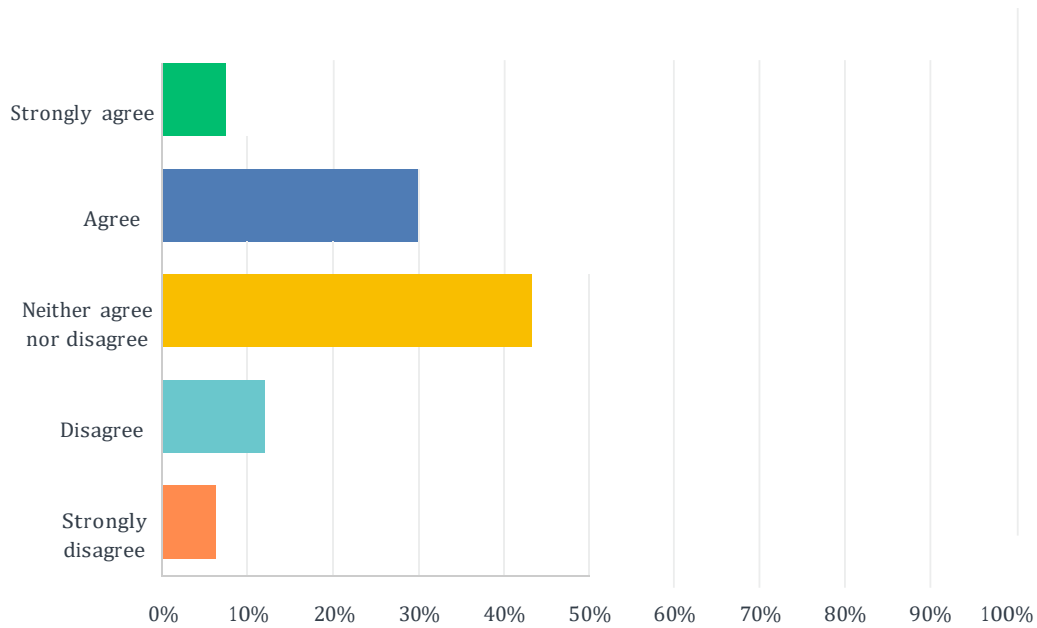
## Q22 I am satisfied with the Town of Jay's emergency and first responder services.



ANSWER CHOICES	RESPONSES	
Strongly agree	25.14%	93
Agree	46.76%	173
Neither agree nor disagree	23.24%	86
Disagree	4.05%	15
Strongly disagree	0.81%	3
<b>TOTAL</b>		<b>370</b>

## Q23 I am satisfied with code enforcement in the Town of Jay.

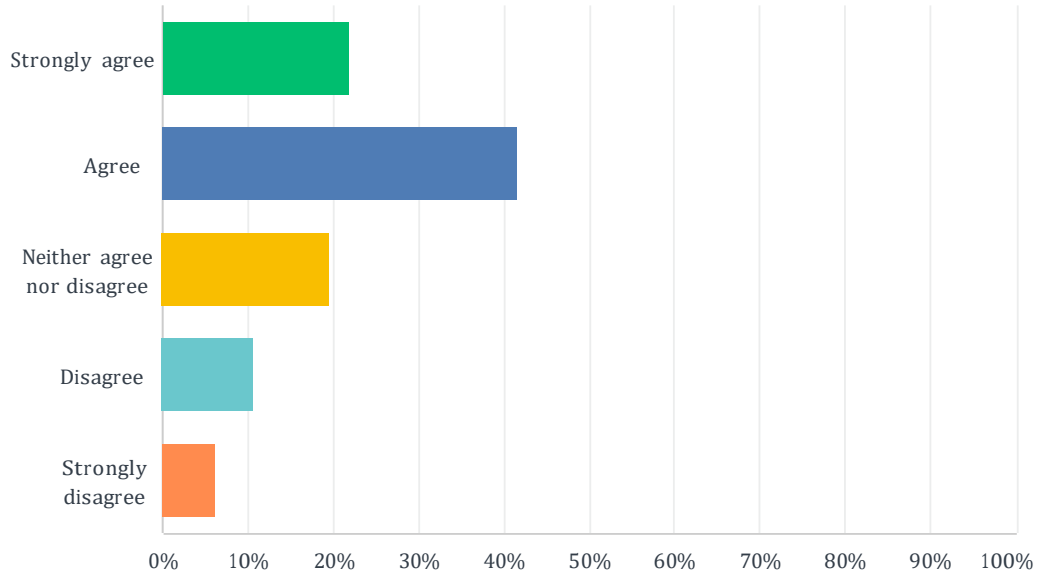
Answered: 373 Skipped: 57



ANSWER CHOICES	RESPONSES	
Strongly agree	7.77%	29
Agree	30.29%	113
Neither agree nor disagree	43.43%	162
Disagree	12.06%	45
Strongly disagree	6.43%	24
<b>TOTAL</b>		<b>373</b>

## Q25 I believe the Town of Jay should actively encourage growth.

Answered: 368 Skipped: 62



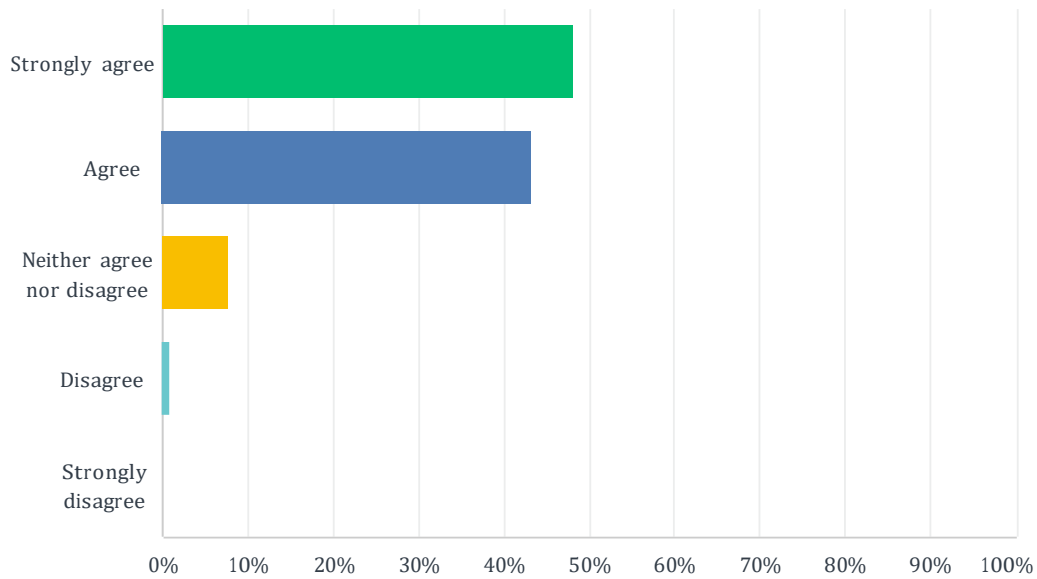
ANSWER CHOICES	RESPONSES	
Strongly agree	22.01%	81
Agree	41.58%	153
Neither agree nor disagree	19.57%	72
Disagree	10.60%	39
Strongly disagree	6.25%	23



Town of Jay Comprehensive Plan Update COMMUNITY SURVEY

### Q26 The sense of community in the Town of Jay is important to me.

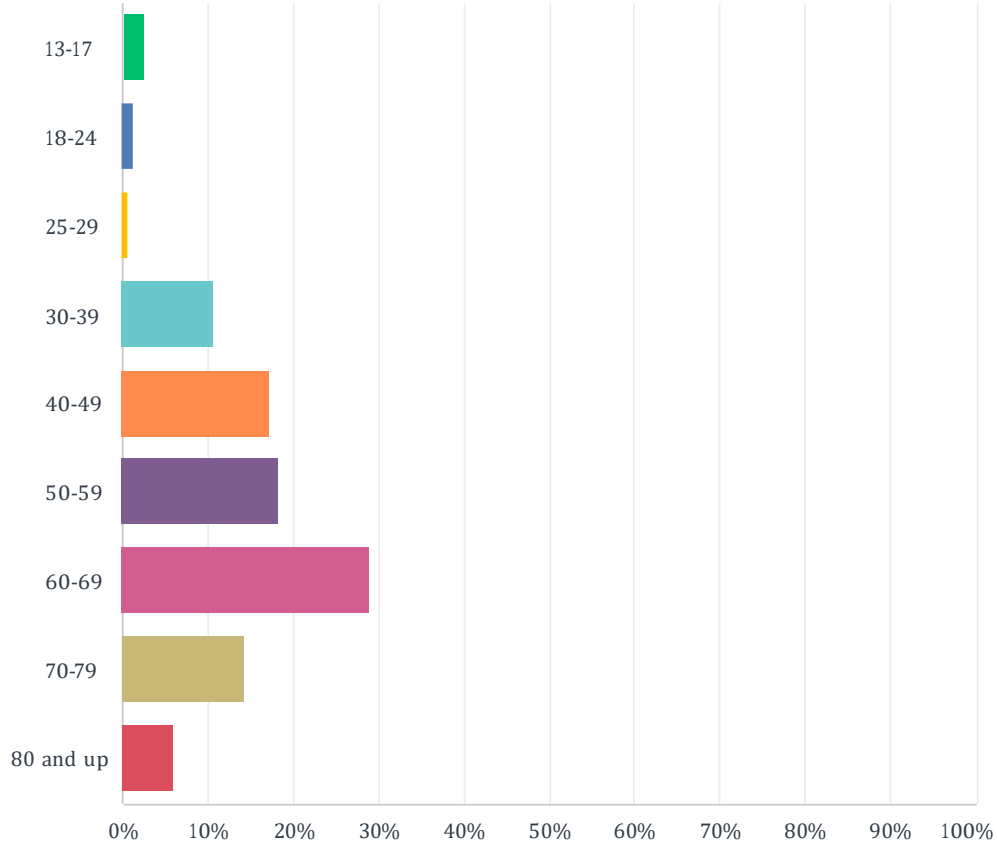
Answered: 369 Skipped: 61



ANSWER CHOICES	RESPONSES	
Strongly agree	48.24%	178
Agree	43.36%	160
Neither agree nor disagree	7.59%	28
Disagree	0.81%	3
Strongly disagree	0.00%	0
<b>TOTAL</b>		<b>369</b>

## Q29 Please identify your age group:

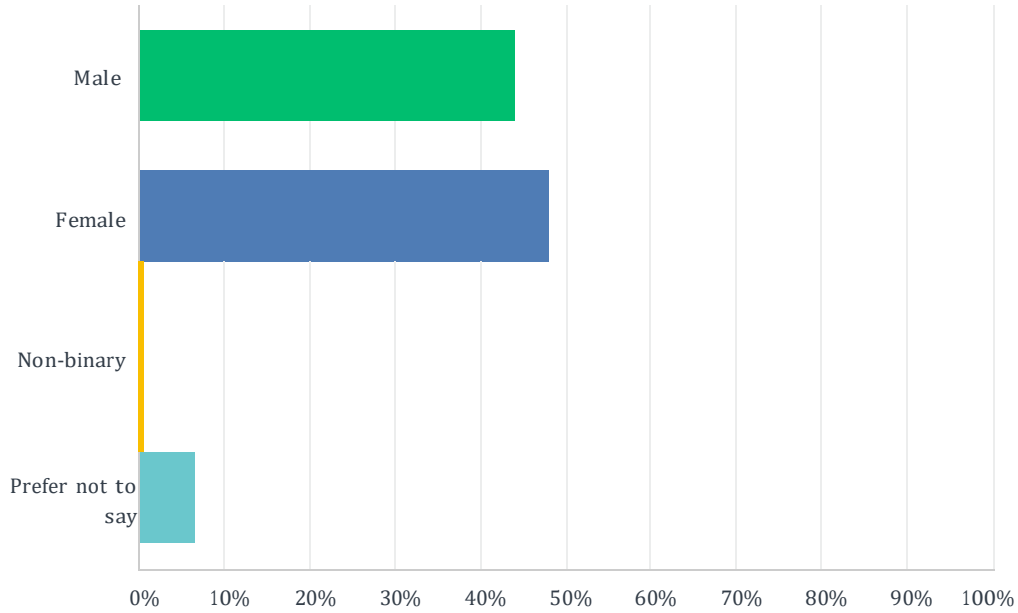
Answered: 365 Skipped: 65



ANSWER CHOICES	RESPONSES	
13-17	2.47%	9
18-24	1.37%	5
25-29	0.55%	2
30-39	10.68%	39
40-49	17.26%	63
50-59	18.36%	67
60-69	29.04%	106
70-79	14.25%	52
80 and up	6.03%	2
<b>TOTAL</b>		<b>365</b>

### Q30 Please identify your gender:

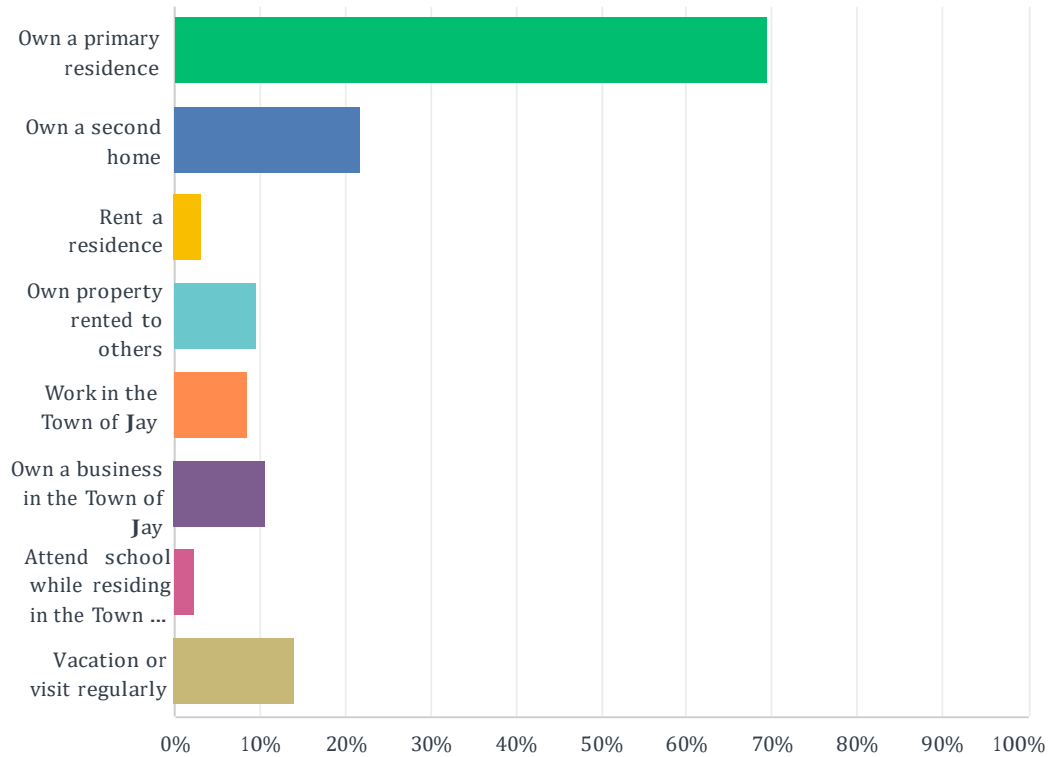
Answered: 365 Skipped: 65



ANSWER CHOICES	RESPONSES	
Male	44.11%	161
Female	48.22%	176
Non-binary	1.10%	4
Prefer not to say	6.58%	24
<b>TOTAL</b>		<b>365</b>

### Q31 Please check all of the following which apply to your relationship with the Town of Jay:

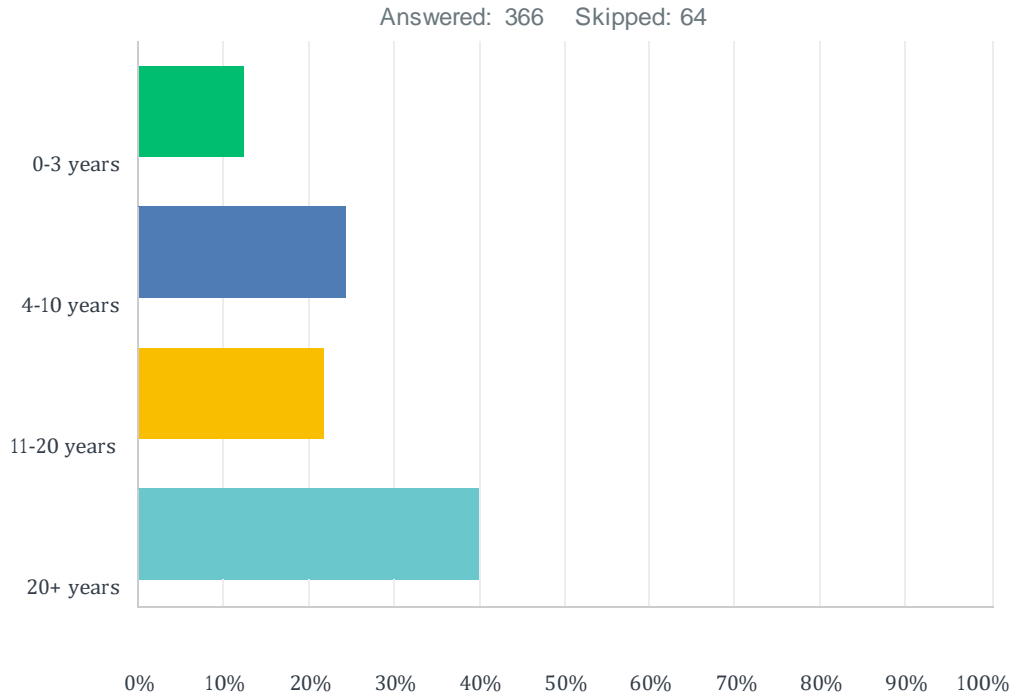
Answered: 355 Skipped: 75



ANSWER CHOICES	RESPONSES	
Own a primary residence	69.58%	247
Own a second home	21.69%	77
Rent a residence	3.10%	11
Own property rented to others	9.58%	34
Work in the Town of Jay	8.45%	30
Own a business in the Town of Jay	10.70%	38
Attend school while residing in the Town of Jay	2.25%	8
Vacation or visit regularly	14.08%	50
Total Respondents: 355		

Many respondents checked more than one category. Additionally, there were 39 narrative responses to “Other.”

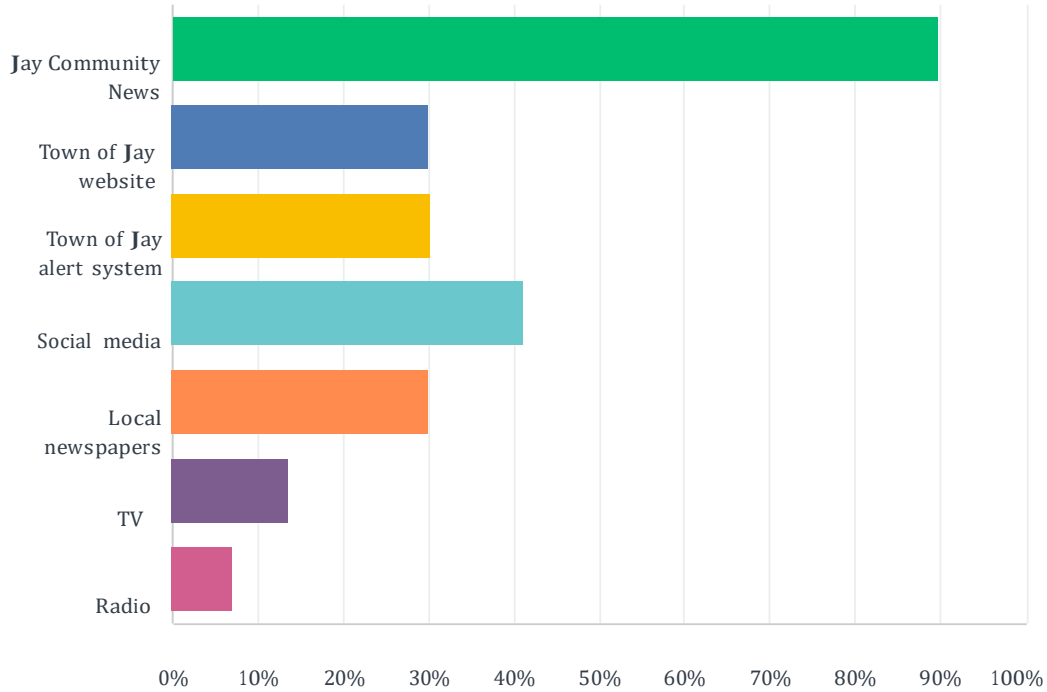
## Q32 How long have you been a part of the Town of Jay Community?



ANSWER CHOICES	RESPONSES
0-3 years	12.57% 46
4-10 years	24.59% 90
11-20 years	21.86% 80
20+ years	40.98% 150
<b>TOTAL</b>	<b>366</b>

### Q33 How do you receive news about the Town of Jay (select all which apply):

Answered: 353 Skipped: 77

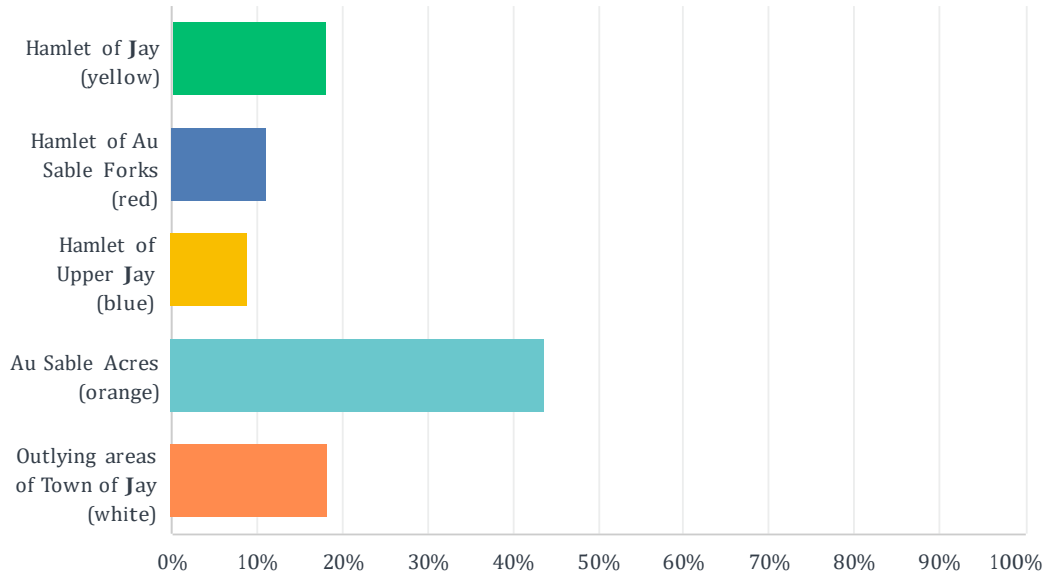


ANSWER CHOICES	RESPONSES	
Jay Community News	89.80%	317
Town of Jay website	30.03%	106
Town of Jay alert system	30.31%	107
Social media	41.08%	145
Local newspapers	30.03%	106
TV	13.60%	48
Radio	7.08%	25
Total Respondents: 353		

Many respondents checked more than one category. Additionally, there were 53 narrative responses to “Other.”

### Q34 Which hamlet, neighborhood, or place do you call home and/or operate your business in (select from map)?

Answered: 355 Skipped: 75



ANSWER CHOICES	RESPONSES	
Hamlet of Jay (yellow)	18.03%	64
Hamlet of Au Sable Forks (red)	10.99%	39
Hamlet of Upper Jay (blue)	9.01%	32
Au Sable Acres (orange)	43.66%	155
Outlying areas of Town of Jay (white)	18.31%	65
<b>TOTAL</b>		<b>355</b>

Additionally, there were 7 narrative responses to “Other,” for multiple locations or neighboring communities.